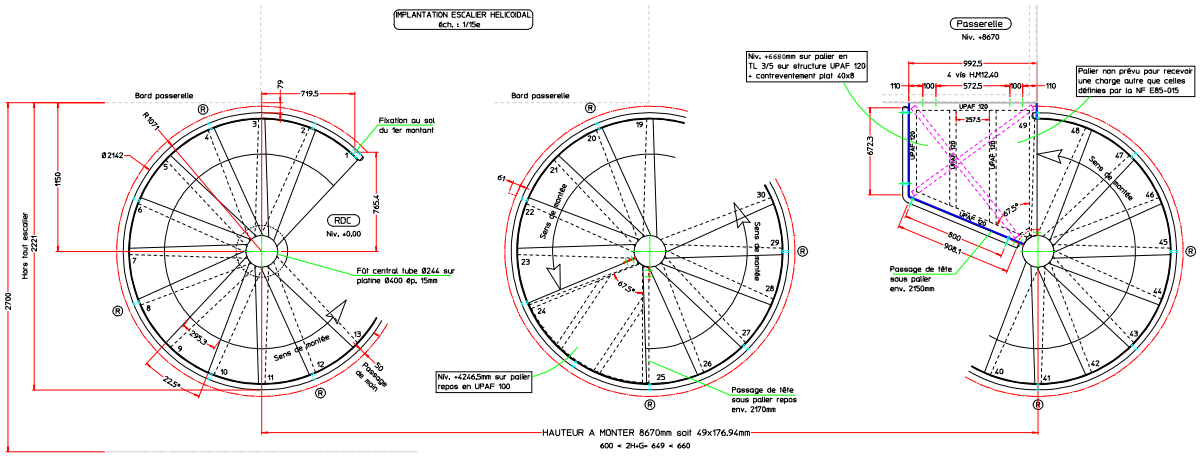


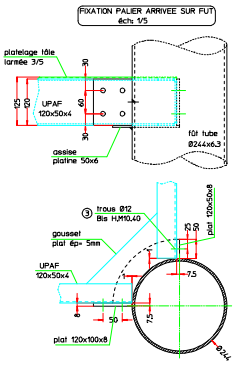


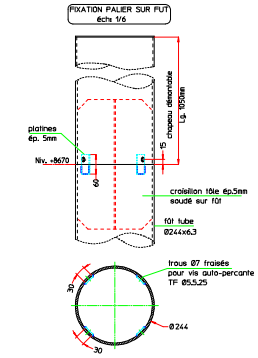


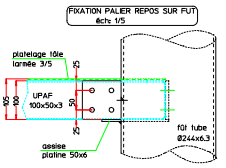


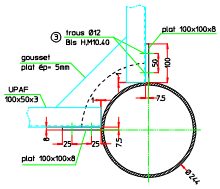


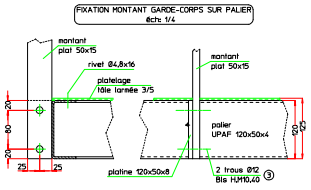


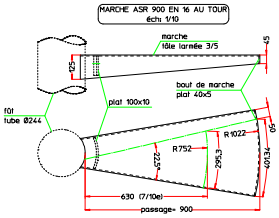


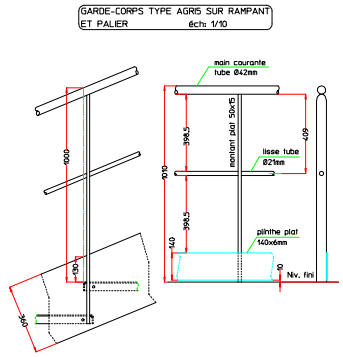


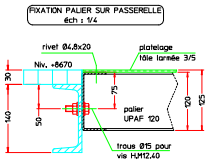


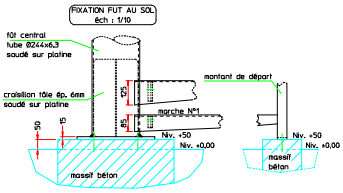


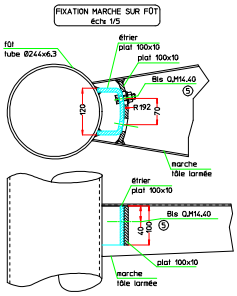


*NOTA :*
- Chevilles, tirefonds et vis à bois HORS FOURNITURE
  Chevilles préconisées : HILTI HY200 + Tiges HIT-V-8,8 en intérieur
  ou HIT-V-R en extérieur
- (R)= raccord
- Acier : S235 JR

| Rep | Nbr | désignation visseries | Rep | Nbr | désignation visseries |
|---|---|---|---|---|---|
| 6 | | vis BHC M8,25,8,8 Zi + rondelle | 12 | | |
| 5 | | vis QM14,40,8,8 + écrou + rondelle | 11 | | rivet inox Ø4,8,20 tête bombée |
| 4 | | vis HM12,40,8,8 Zi + écrou + rondelle | 10 | | rivet inox Ø4,8,16 tête bombée |
| 3 | | vis HM10,40,8,8 Zi + écrou + rondelle | 9 | | rivet inox Ø4,12 tête fraisée |
| 2 | | vis HM10,30,8,8 Zi + écrou + rondelle | 8 | | vis FHCM12,40,8,8 + écrou + rondelle |
| 1 | | vis HM8,25,8,8 Zi + écrou + rondelle | 7 | | vis FHCM10,30,8,8 + écrou + rondelle |

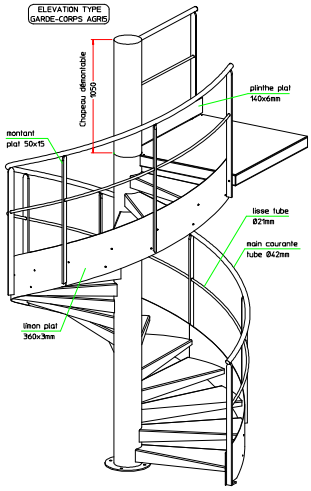


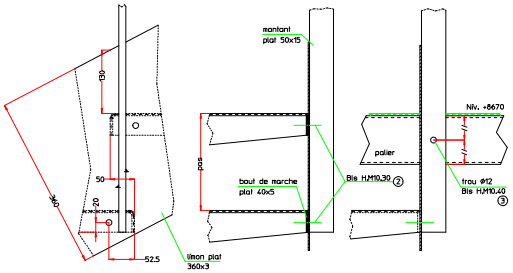


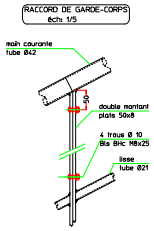


Escalier industriel hélicoïdal extérieur d'une unité de passage, à 1 volée.
Conforme à la norme NF E85-015, Non ERP, non APH.

- Fût tube Ø244 sur platine Ø400 ép. 15mm
- Marches ASR 900 tôle larmée 3/5 en 16 marches au tour
- Palier en tôle larmée 3/5 sur structure UPAF 120
  + contreventement plat 40x8
- Palier repos en tôle larmée 3/5 sur structure UPAF 100
- Garde corps type AGR15 (conforme à la NF E85-015)
  Main courante tube Ø42
  Sous lisse tube Ø21
  Montant plat 50x15 et montant double plats 50x8
  Limon plat 360x3 sur GC rampant
  Plinthe plat 140x6 sur GC droit

HAUTEUR TOTALE A MONTER **6680 MM**

Finition par galvanisation à chaud
Poids (non pondéré) = 2400 kg
Surcharge (non pondérée, 200kg/m²) = 2400 kg

SEMEFER METALLERIE

DESIGNATION : ESCALIER HELICOIDAL METALLIQUE

ECH : 1/15 | PLAN N° : | IND : A

| Ind. | Date | Dessinateur | Modification(s) |
|---|---|---|---|
| D | | | |
| C | | | |
| B | | | |
| A | | | |

Ce plan est notre propriété et ne peut être utilisé, reproduit ou communiqué à des tiers sans notre autorisation écrite.